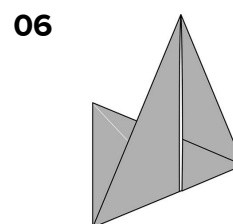
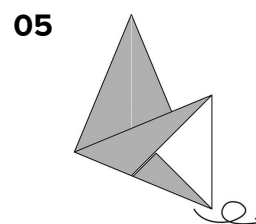
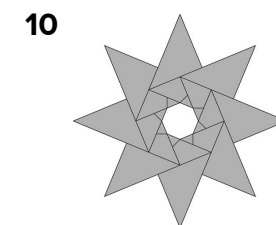
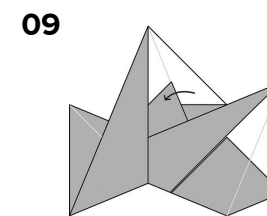
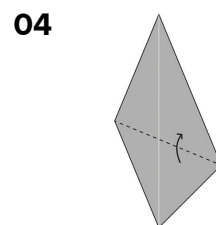
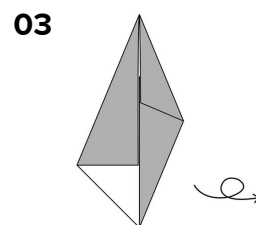
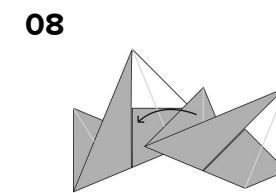
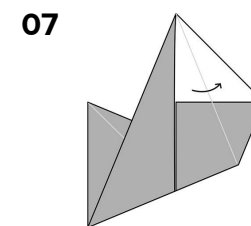
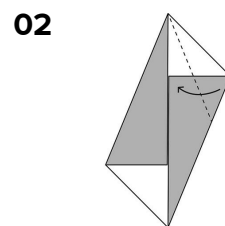
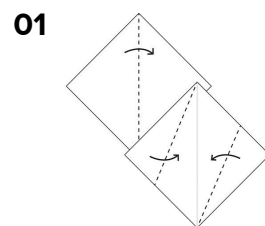





Foldede julestjerner og malede ophæng


Den ene stjerne er foldet af vellumpapir, den anden af blankt designpapir. Begge efter videovejledning. Med Plus Color maling er ophængene malet: Træhjertet er monteret i snor, og terrakottakuglerne er pyntet med transparent glitter, limet fast.



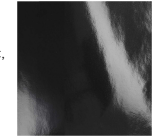
Eksempel
Stjerne, foldet af vellumpapir.
Se videovejledning.



Eksempel
Stjerne, foldet af blankt
designpapir. Se
videovejledning.



Origamipapir, str.
15x15 cm, 115 g,
transparent, basic,
20ark
26325



Origamipapir, str.
10x10 cm, 128 g,
sort, 20ark
26323

Designpapir, ark
30,5x30,5 cm,
120+128 g, sort,
2ark,
26333

Kugler, H: 5 cm,
12stk.
50517

Hjerte, str.
11,5x8,5x3 cm,
kejsertæ, 1stk.
544240

Plus Color
hobbymaling,
black, 60ml
39642

Glitter, str. 1-3 mm,
transparent, 30g
28433

Super hobbylim,
100ml
39013

Super hobbylim,
1000ml
39015

Plus Color
hobbymaling,
black, 250ml
39442