



Julestjerne foldet af designpapir

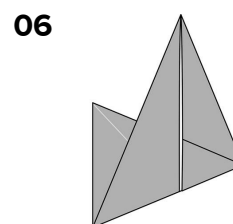
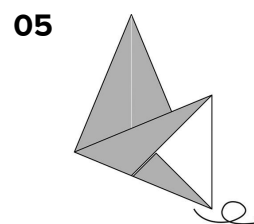
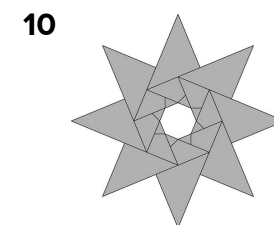
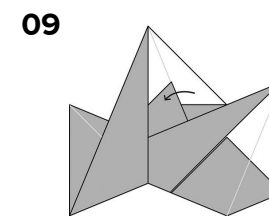
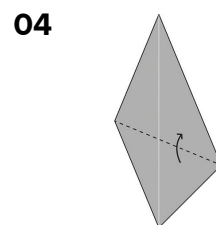
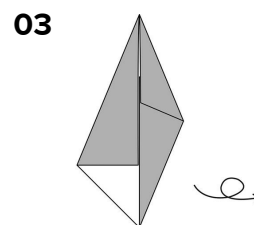
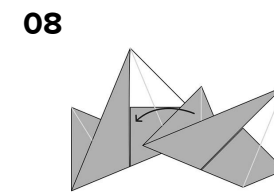
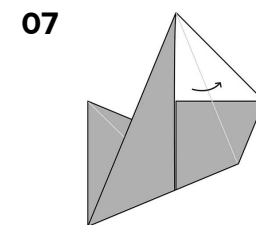
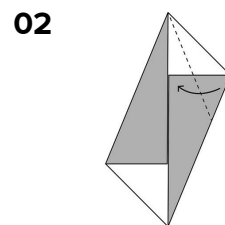
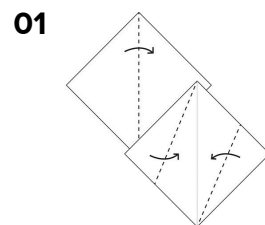
STEP BY STEP 023

Inspiration: 14171



Julestjerne foldet af designpapir

Den viste stjerne er lavet af kvadratisk designpapir efter teknikken, origami. Få vejledning i den tilhørende film.



Variant


Størrelsen på stjernen kan varieres afhængig af det kvadratiske papir's format. Denne stjerne har en dia. på 60 cm. I midten er en lille stjerne monteret. Den er lavet efter skabelonen, der findes som en særskilt pdf-fil. (2 stk. limes fast om en snor).



Origampapir, str.
10x10 cm, 128 g,
guld, 20ark
26322



Splitring, diam. 15
mm, forgyldt, 15stk.
52610



Designpapir, ark
30,5x30,5 cm, 120
g, 5ark,
22242



White limstift, 21 g,
1stk.
39045

White limstift, 10 g,
1stk.
39044