



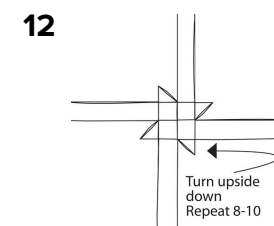
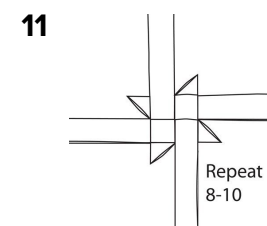
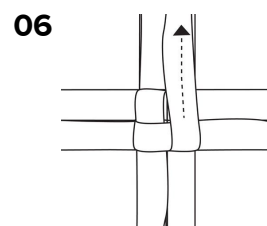
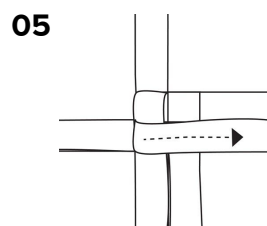
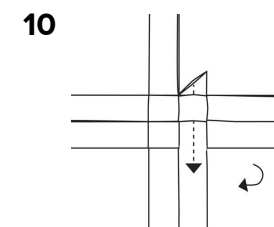
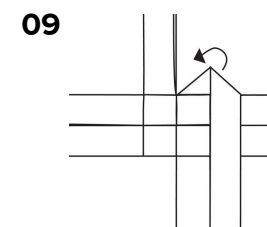
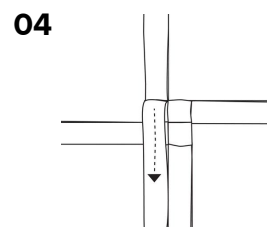
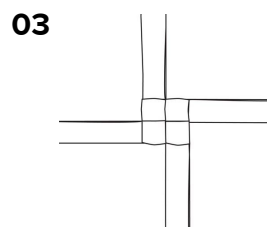
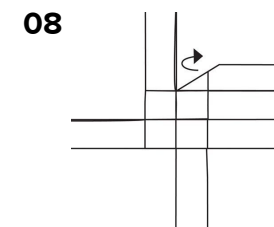
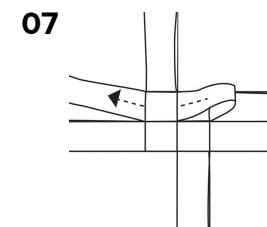
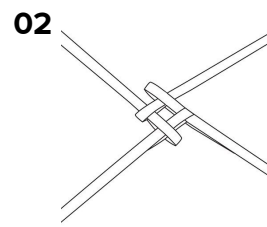
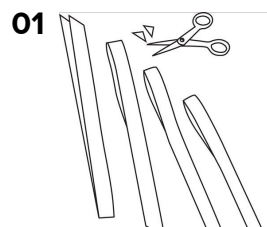
Guirlande af
flettede
julestjerner med
pyramideform

STEP BY STEP 023
Inspiration: 13245

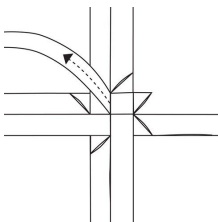


Guirlande af flettede julestjerner med pyramideform


Guirlanden er merceriseret bomuldsgarn med klare akrylprismer og stjerner, flettet med pyramideform i papirserien, Skagen, fra Vivi Gade Design.



13




14



Stik nu strimlen igennem diametralt uden at vende strimlen omkring med modsatte side op! Samme gøres med strimlerne i de tre andre verdenshjørner, og herved opstår pyramidespidsen.

15



Tråd en stoppenål med merciseret bomuldsgarn og stik denne gennem stjernen fra pyramidespids til pyramidespids. Pynt med akrylprismer mellem hver stjerne.



TIP!

Ønskes en formbar eller stående guirlande kan garnet erstattes med tynd metaltråd.



Stjernestrimler, B: 15+25 mm, diam. 6,5+11,5 cm, 60strimler, L: 44+86 cm 22209



Merciseret bomuldsgarn, hvid, 20g 42126



Prisme, str. 12 mm, hulstr. 1,2 mm, blank transparent, 77stk. 636890



Prisme, str. 16 mm, hulstr. 2 mm, blank transparent, 38stk. 636870

Prisme 63687