


Origami båd


STEP BY STEP 023

Inspiration: 12196



Origami båd

Båd foldet i det fint mønstrede Vivi Gade origamipapir.



01

Den ønskede farve til skroget vendes op.



02

Der foldes en diagonalfold.




03

Skroget foldes 1/3 op mod midten.




04

Papiret åbnes op. De to folder fra skroget vender op og ned.



05

Folderne rettes, så begge vender op.



06

Båden samles igen.



Origamipapir, str.
15x15 cm, 80 g,
50ass. ark
25527

Origamipapir, str.
15x15 cm, 80 g,
50ass. ark
25521